

Bugs & Wish list

Plugin to display the toc of a selected page. | Tiki Wiki CMS Groupware :: Development

Plugin to display the toc of a selected page.

Status

● Open

Subject

Plugin to display the toc of a selected page.

Version

6.x

Category

- Feature request
- Patch

Feature

Wiki Plugin (extends basic syntax)

Submitted by

costamojan

Lastmod by

Marc Laporte

Rating

★★★★★ (0) ?

Description

For multipage wikis the display of the "table of content" using maketoc isn't ideal as this statement requires to be placed on every page otherwise it wouldn't be visible for other pages. Usually this "table of content" is used for quick navigation purposes. Therefore an alternate to the maketoc statement should be provided which should allow to specify the wiki page which shall be outline. Such a statement can then be used in a module nearby the original wiki page.

Solution

I've managed to write a new plugin EXTERNALTOC which basically behaves similar to the maketoc statement. I'm providing this information here because I'm a noob so my implementation is far away from being optimal. Nevertheless an experienced tiki-wiki developer might know how to optimise my code.

EXTERNALTOC

The API of the plugin itself is similar to the API of the maketoc . It only provides an additional parameter allowing to pass the *page*.

If the optional parameter *page* is omitted the name of the current page is used (only if it's given).

1. *page* equals the current page:
 1. the plugin returns a maketoc statement.
2. *page* is different than the current page:
 1. the plugin fetches the anchor-array from the tikilib and generates the outline (the necessary code has been copied from the tikilib and modified accordingly)

TIKILIB

The *tikilib* has been extended using copy and paste. The following three functions have been added:

- `get_page_toc_array($pageName)`
- `parse_data_for_toc($data, $options = null)` based upon `parse_data`
- `parse_data_process_maketoc_for_toc(&$data, $options, $noparsed)` based upon `parse_data_process_maketoc`

Basically these function are just varieties of the mentioned functions with the difference that they don't provide the altered data. They're just delivering the array with the anchors.

One bad thing about my implementation is the fact that in "case of *page* equals current page" the data is fetched twice. One solution would be to store the list of anchors.

The plugin in action

To see the result of my currently sloppy implementation you can see my own site as an example:

<http://www.kasisoft.com/Plex>

I've just added a module to the left which only contains the following plugin content (commented out):

```
{*EXTERNALTOC()*}{*EXTERNALTOC*}
```

Therefore the outline is always generated for the current wiki page.

Bye
Kasimir

Importance
1 low

Priority
5

Demonstrate Bug (Tiki 19+)
Please demonstrate your bug on show2.tiki.org

Version: `trunk` ▼

Demonstrate Bug (older Tiki versions)
Please demonstrate your bug on show.tikiwiki.org

Version: `18.x` ▼





Ticket ID
3835

Created
Thursday 24 March, 2011 18:47:04 GMT-0000
by [costamojan](#)

LastModif
Thursday 26 January, 2012 10:48:52 GMT-0000

Comments

Attachments

filename	created	hits	comment	version	filetype
 wikiplugin_externaltoc.php	24 Mar 11 18:48 GMT-0000	44	Plugin implementation		
 tikilib.php	24 Mar 11 18:50 GMT-0000	42	The currently used tikilib implementation.		

The original document is available at
<https://dev.tiki.org/item3835-Plugin-to-display-the-toc-of-a-selected-page>