

Bugs & Wish list

Wiki page dropdown edit menu and col3 prevent actions of the items on the dropdown menu | Tiki Wiki CMS Groupware :: Development
Wiki page dropdown edit menu and col3 prevent actions of the items on the dropdown menu

Status

● Open

Subject

Wiki page dropdown edit menu and col3 prevent actions of the items on the dropdown menu

Version

25.x

26.x

Category

- Bug

Feature

Wiki (page view, edit, history, rename, etc)

Resolution status

New

Submitted by

Kevin Doyle

Lastmod by

Kevin Doyle

Rating

★★★★★ (0) ?

Description

If you toggle right module to close it with the new centre switch and then try to use the functions on the dropdown edit menu the wikipage just scrolls for a bit then stops but does not carry out any of the edit actions like "toggle edit icons".

I'm using firefox 108 on ubuntu 22

Gary I was able to use a different theme "Cyborg". To get different themes working in 25.x you have to associate the theme with a category or section of tiki.

I was able to see that the dropdown items menu with the edit wiki page toggle is under the table of contents of the wiki page so clicking on the area where the toggle edit icons is you are actually clicking on one of the TOC items.

Screen shot attached: https://dev.tiki.org/tiki-download_item_attachment.php?attId=827

Solution

My account is logged in , but I don't seem to be able to edit and reply to your message. I tried changing theme but its just showing the control panel and settings in the new theme not the main site so I cannot answer your question about the behaviour in other themes.

Importance

5

Easy to solve?

5

Priority

Demonstrate Bug (Tiki 19+)

Please demonstrate your bug on show2.tiki.org

Version: trunk ▼

Demonstrate Bug (older Tiki versions)

Ticket ID

8293

Created

Saturday 07 January, 2023 17:09:47 GMT-0000
by Kevin Doyle

LastModif

Saturday 14 January, 2023 22:59:58 GMT-0000

Comments



Gary Cunningham-Lee 08 Jan 23 15:41 GMT-0000

I checked this on my (Windows) pc and didn't see any problem, unless I'm not understanding something. I added a screen capture as an attachment to this page:

https://dev.tiki.org/tiki-download_item_attachment.php?attId=820. Is this different from what happens in your browser?

Update: I checked again at my site where I have a system menu in the left column and when using the Quartz theme there seems to be a problem with buttons in the page content being "above" the menu dropdowns (a CSS z-index problem apparently). I'll look more closely at this; maybe it's related to what you are seeing. Do you experience that problem only with the Quartz theme, or with other themes also?



Kevin Doyle 08 Jan 23 23:47 GMT-0000

Make sure the module column on the right "col-3" is closed first, then test the response of the items in the dropdown items list such as "toggle edit-icons"

How do you get the proper item id of the video you attached? I don't know how to link a preview to my latest attachment

https://dev.tiki.org/tiki-download_item_attachment.php?attId=822



Gary Cunningham-Lee 09 Jan 23 07:09 GMT-0000

I tested the page actions dropdown with the right column both open and closed, and didn't see any problem with the page actions dropdown, as shown in the video.

For that video, I first uploaded the file as an attachment and then used its URL as the source in the mediaplayer plugin like this:



```
{mediaplayer src="https://dev.tiki.org/tiki-download_item_attachment.php?attId=820" type="video/mp4" width="400px" style="native"}
```

Other attachments such as images could be displayed the same way, but using PluginImg, etc.



Gary Cunningham-Lee 09 Jan 23 17:34 GMT-0000

For the problem I described, where, using the Quartz theme, the menu dropdown didn't stay in focus/displayed when the mouse was hovering over it, I found that the cause was apparently a CSS backdrop-filter property on the module. I committed a fix for this in Tiki's master branch and will soon in branch 25, but in the meantime you could put this in your Look & Feel custom CSS textarea, to see if it also fixes the problem you see at your site:



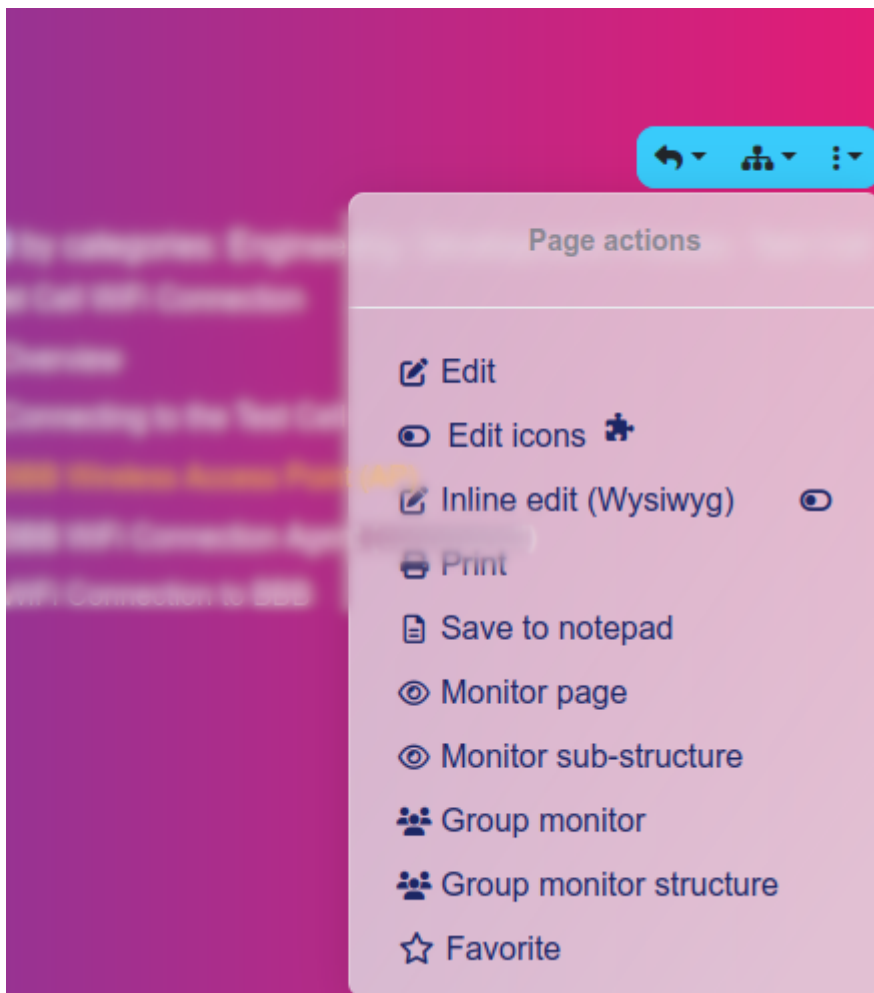
```
.card { backdrop-filter: none !important; }
```

About not being able to post comments here even though you are logged in, that just happened to me also. I tried refreshing the page normally (clicking the refresh icon in the browser top bar) but that didn't work, but pressing the F5 key did. Firefox tends to use cached pages instead of fetching them again, maybe more than other browsers. I haven't experienced this particular stickiness with Tiki comments before; I don't know if some setting or other behavior has changed, to cause this recently.



Kevin Doyle 14 Jan 23 23:41 GMT-0000

I tried adding the .card CSS to the custom CSS area and it worked a treat for the menus on the left column but the dropdown menu item on the upper right with the "toggle edit icon" item is still below the wiki-page toc if col_3 is closed or heading sections are long enough to reach the dropdown area. See attached for latest test.



Kevin Doyle 14 Jan 23 22:58 GMT-0000

Gary can you look at my update and the next attachment screenshot. the dropdown items list is under the wiki page TOC, that is the problem

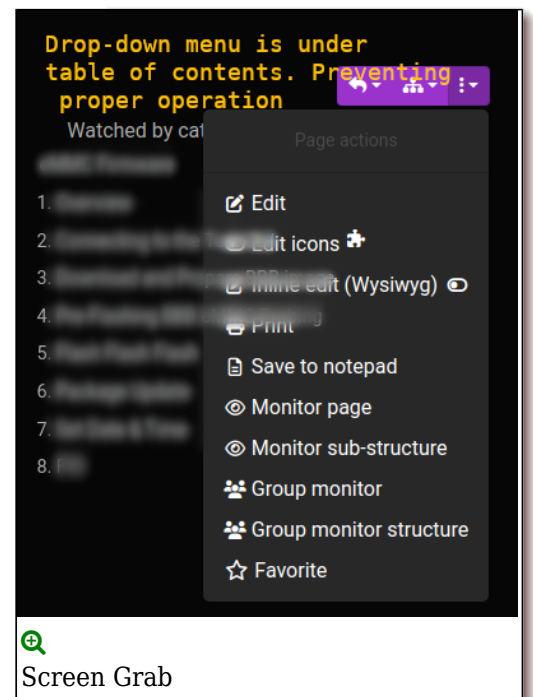


Kevin Doyle 14 Jan 23 23:00 GMT-0000

Gary I was able to use a different theme "Cyborg". To get different themes working in 25.x you have to associate the theme with a category or section of tiki.

I was able to see that the dropdown items menu with the edit wiki page toggle is under the table of contents of the wiki page so clicking on the area where the toggle edit icons is you are actually clicking on one of the TOC items.

Screen shot attached: https://dev.tiki.org/tiki-download_item_attachment.php?attId=827



Gary Cunningham-Lee 15 Jan 23 09:16 GMT-0000

First, about using different themes, this hasn't changed from previous versions in 25.x. In a new Tiki 25 installation, I can just activate "users can change themes" and the "switch themes" module, and the theme can be changed with the module as before. Maybe there is something configured at your site that is making it necessary to associate a theme with a category, etc. in order for it to be used.

About the TOC and wiki actions dropdown, this time it is a CSS z-index problem. Autotoc (with its `sticky-top` class) has a z-index of 1020 and the dropdown has a 1000 z-index, so the TOC displays on top of the dropdown. I'll have to discuss this with the other developers because changing z-indexes can have unexpected consequences if it isn't well thought out. But we'll have it worked out before the next Tiki release. Thanks for reporting this bug.











Kevin Doyle 16 Jan 23 13:39 GMT-0000

I'm always glad to help Gary. I'm very proud to be part of the tiki community I've used tiki since it was a young teenager 😊

Attachments

filename	created	hits	comment	version	filetype
 Screenshot from 2023-01-07 17-03-34.png	07 Jan 23 17:12 GMT-0000	0			

	firefox_on_windows_dropdown_behavior.mp4	08 Jan 23 15:38 GMT-0000	0
	Screenshot from 2023-01-08 23-44-56.jpg	08 Jan 23 23:48 GMT-0000	0
	Screenshot from 2023-01-08 23-44-56.jpg	08 Jan 23 23:51 GMT-0000	0
	Screenshot from 2023-01-14 22-45-45.png	14 Jan 23 22:53 GMT-0000	0
	Screenshot from 2023-01-14 22-45-45.png	14 Jan 23 23:00 GMT-0000	0
	Screenshot from 2023-01-14 23-33-26.png	14 Jan 23 23:37 GMT-0000	0
	Screenshot from 2023-01-14 23-33-26.png	14 Jan 23 23:42 GMT-0000	0
	Screenshot from 2023-01-14 23-33-26.png	14 Jan 23 23:42 GMT-0000	0

The original document is available at
<https://dev.tiki.org/item8293-Wiki-page-dropdown-edit-menu-and-col3-prevent-actions-of-the-items-on-the-dropdown-menu>