

Bugs & Wish list

TOC and MAKETOC functionality when using Multiple Print | Tiki Wiki CMS Groupware :: Development
TOC and MAKETOC functionality when using Multiple Print

Status

 Pending

Subject

TOC and MAKETOC functionality when using Multiple Print

Version

3.x

Category

- Usability
- Patch

Feature

Wiki Structure (book & table of content)

Submitted by

Nelson Ko

Lastmod by

Philippe Cloutier

Rating

★★★★★ (0) 

Related-to

-  maketoc generates "super Table of Contents" with too many headings in Multiprint

Description

I am a new Tikiwiki admin/user, and although DELIGHTED with the product, must confess to being disappointed with structures, TOCs and MAKETOCs functionality. See my posting in >Forum >Documentation for details of these issues.

Solution

I solved the two problems related to MAKETOC, specifically in Option 'print', MAKETOC would improperly display the Print button; and MAKETOC duplicated TOC postings in Multiple Print operations. The corrections involve 8 lines of code in >Function "parse_data_process_maketoc" of tikilib.php.

Is there somewhere/someone to whom I can submit my changes for review and consideration? I have fully commented the 2 changes and 6 new lines of code for easy identification.

Just trying to help the cause....

-larryg

Importance

4

Priority

20

Demonstrate Bug (Tiki 19+)

Please demonstrate your bug on show2.tiki.org

Version: trunk ▼

Demonstrate Bug (older Tiki versions)

Please demonstrate your bug on show.tikiwiki.org

Version: 18.x ▼

Ticket ID

2781

Created

Sunday 04 October, 2009 16:56:50 GMT-0000
by Unknown

LastModif

Thursday 07 June, 2018 20:36:21 GMT-0000

Comments



Marc Laporte 04 Oct 09 21:07 GMT-0000

Please 😊

<http://dev.tikiwiki.org/Commit>



tpinet 16 Nov 09 17:38 GMT-0000

We are also seeing the maketoc growing with each page hit with a maketoc (during Multiprint). This is on a Tiki 3.2 install on Windows.



larryg 16 Nov 09 18:49 GMT-0000

Have uploaded the file as an attachment. These changes work under both TW v3.1 and 3.2



tpinet 16 Nov 09 19:33 GMT-0000

I copied the code into the new function but this did not do the trick for me. I am using Tiki 3.2. What I am seeing is that if I have Tikipage A with a at the VERY top and headings 1, 2, 3 and Tikipage B with a at the VERY top and headings 4, 5. When I Multiprint using the Pages selector (both Tikipage A and 😊 there will be 2 TOCs displayed in the resulting print page. The first TOC will show 1,2,3 and further down the page will be 1,2,3,4,5 (when I expected only 4,5). We are trying to Multiprint hundreds of pages so the very last TOC takes up 15 pages itself (after accumulating TOCS over 100s of wiki pages). We think you are on the right track! It is just that this fix didnt change anything for our case (even with an apache reboot).



tpinet 16 Nov 09 19:37 GMT-0000

I copied the code into the new function but this did not do the trick for me. I am using Tiki 3.2. What I am seeing is that if I have Tikipage A with a at the VERY top and headings 1, 2, 3 and Tikipage B with a at the VERY top and headings 4, 5. When I Multiprint using the Pages selector (both Tikipage A and 🤨 there will be 2 TOCs displayed in the resulting print page. The first TOC will show 1,2,3 and further down the page will be 1,2,3,4,5 (when I expected only 4,5). We are trying to Multiprint hundreds of pages so the very last TOC takes up 15 pages itself (after accumulating TOCS over 100s of wiki pages). We think you are on the right track! It is just that this fix didnt change anything for our case (even with an apache reboot).



tpinet 03 Dec 09 16:55 GMT-0000

I installed 4.0 and upgraded a copy of the database and I am still seeing the TOC issue in search results.



boxcarpress 26 Jun 10 02:53 GMT-0000

5.0 still has this bug. I was able to cut lines 7375 to 7397 from larryg's attached file and paste them selectively at line 7103 in 5.0's tikilib.php. I then removed one of the elements in the line:

```
$TOC_oldstring = substr($TOC_oldstring, 0, strpos($TOC_oldstring, " "));
```

so that it reads:

```
$TOC_oldstring = substr($TOC_oldstring, 0, strpos($TOC_oldstring, " "));
```

This fix worked then. I'm going to try to attach the resulting file.



larryg 07 Sep 10 16:50 GMT-0000

As I migrated from 4.x to 5.x, I discovered that various improvements in v5 had "broken" my fixes for TOC and MAKETOC. I also found that my original v4 fixes did not work in all cases, particularly if the preceding section of a document contained a nested MAKETOC structure. I have re-worked my fixes and will re-submit a revised tikilib.php for those who would like to try it. There are two locations requiring change:

a routine at lines 6882 and 6891, and a drop-in (copy/paste) section to insert at line 7102.

-larryg



Marc Laporte 03 Nov 13 07:15 GMT-0000

<http://doc.tiki.org/Auto+TOC>









It is not clear what problems this report is about. larryg has started several TOC-related threads in the Documentation forum.

I do not understand what "in Option['print'], MAKETOC would improperly display the [Print] button;" means.

The issue of maketoc generating excessive headings when printing multiple pages with Multi-print persists in Tiki 18 and can be seen on doc.tiki.org, for example when printing pages Article user, Articles, Requirements and Backlinks. That issue is tracked in maketoc generates "super Table of Contents" with too many headings in Multiprint.

Please open separate tickets for each issue reported here not reported elsewhere.

Attachments

filename	created	hits	comment	version	filetype
 tikilib.php	16 Nov 09 18:46 GMT-0000	92			
 tikilib.php	07 Sep 10 16:56 GMT-0000	63	TIKILIB.PHP file by larryg	for v5.1	
 tikilib.php	26 Jun 10 02:56 GMT-0000	69	works with 5.0	5.0	

The original document is available at <https://dev.tiki.org/item2781-TOC-and-MAKETOC-functionality-when-using-Multiple-Print>